



ATENA S.P.A. HAS A QUALITY
MANAGEMENT SYSTEM
CERTIFICATED BY RINA
IN COMPLIANCE WITH ISO 9001



Metal Shapes

Enigma Syncro Coffered

PANELS DIMENSION

600x1200 mm
other dimension on request

TYPE

Side by side Syncro panels
Right edge
Gap of 20 mm between panels and profiles

MATERIALS

8/10 Aluminum
Stainless steel from 5/10 to 6/10
White pre-painted steel from 6/10, 7/10 to 8/10
Post-painted steel from 6/10, 7/10 to 8/10

STRUCTURE

Visible structure made up of Syncro profiles in
8/10 galvanised steel or 12/10 aluminum
fixed by screws and nuts M6x16 for cross arrangement

ANTI-SEISMIC EQUIPMENTS

Atena Antiseismic Kit for $\leq 1,2$ m plenum
Atena Antiseismic Kit for $> 1,2$ m high plenum

HANGERS

Hanging brackets in 20/10 galvanized steel and $\varnothing 6$ mm
threaded bars to be fixed to the main profiles using M6x16
screws and nuts

COLORS

Atena white, Atena silver pre-painted aluminum
Atena white, Atena silver pre-painted steel
RAL / NCS coatings

FINISHING

Plain profiles
Special shaped profiles and spacers for led application
Plain or perforated panels
Sublimation of images and effects | Digital printing
Molding

PERFORATION

To choose among Atena perforation range

WALL ANGLES

Syncro profiles

ACCESSORIES

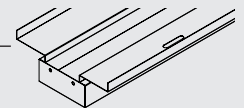
Air-flow panels



SECTION

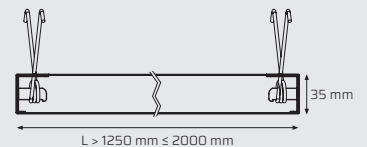
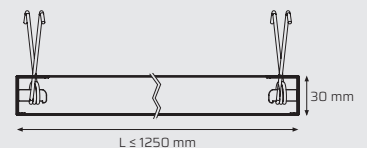
Metal ceiling made up of panels hooked on
parallel hidden "Syncro" profiles.

Syncro profiles

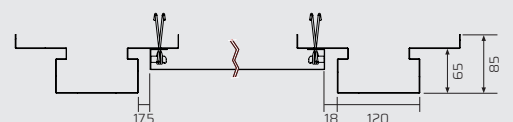
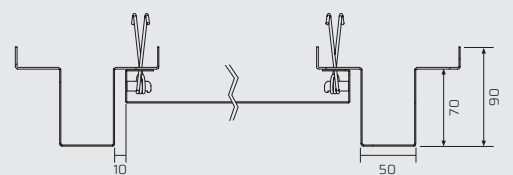


Right edge

Alined













Side by side modules









The indicated dimensions refer to the standardized models.
Measures may vary according to the project requirements.

TECHNICAL PERFORMANCES

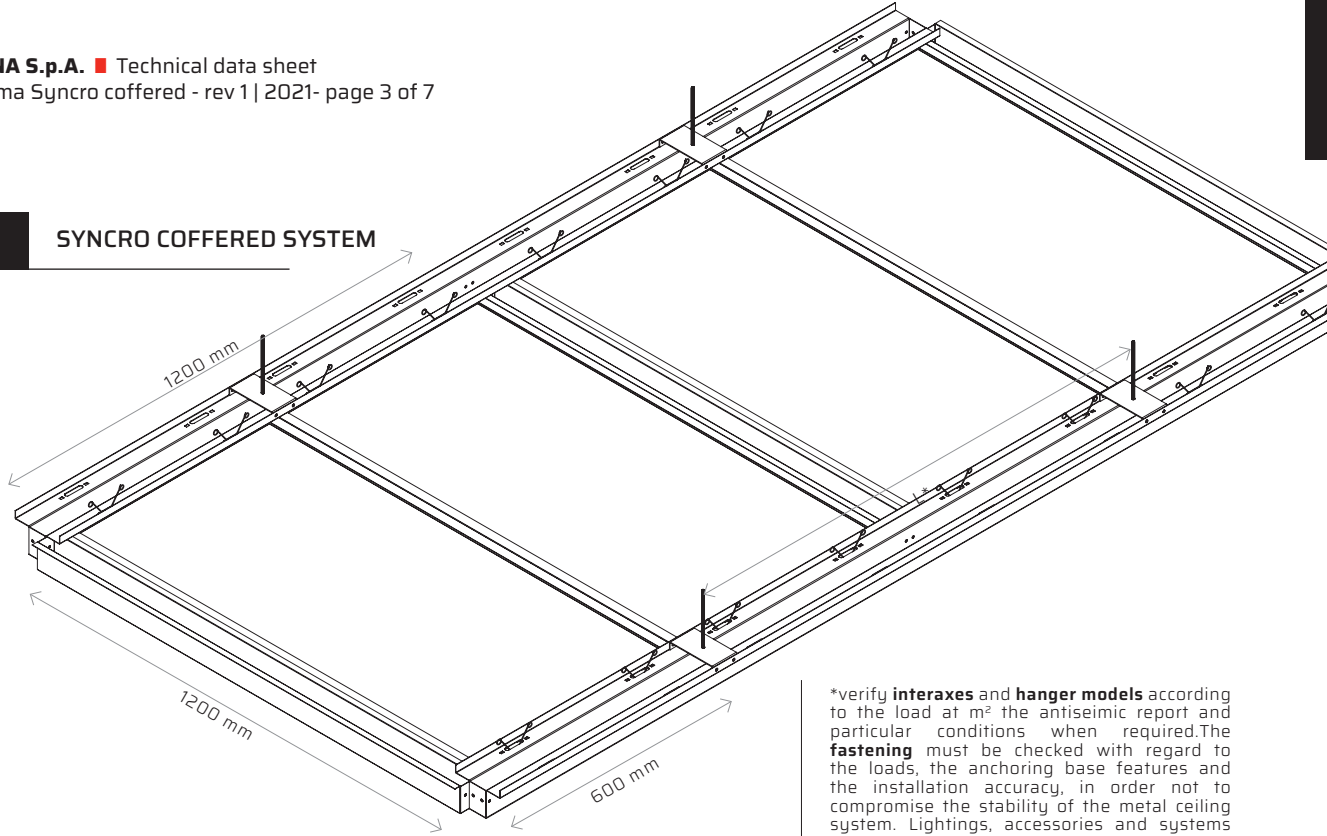
	FLEXION RESISTANCE	Maximum span mm 1200 - 1 Class EN13964
	CORROSION RESISTANCE	Galvanized steel products: C2 Class Pre-painted galvanized steel products: C3 Class Post-painted galvanized steel products: C4 Class Pre/post-painted aluminium products: C5 Class
	(RH%) RELATIVE HUMIDITY RESISTANCE	Galvanized steel products: ≤ 90% Pre/post-painted galvanized steel products: > 90% Stainless steel and aluminium products: > 90%
	FIRE REACTION UNI EN 13501-1	Structure, suspensions and wall angles: A1 Class Smooth or perforated panels with Plus acoustic fleece: A1 Class Perforated panels with Standard acoustic fleece: A2s1d0 Class
	ACOUSTICS	Information in "Acoustic Performance"
	LIGHT REFLECTION	Gloss smooth white: up to 85% ISO 7724-2 (3)
	CLEANING	Wet cloth with warm water and neutral non-abrasive detergents.
	COLOR STABILITY	In compliance with standard technical tolerances. Test according to the ΔE - CIELab method. ISO 7724-2 (3)
	DURABILITY OF PAINTED ITEMS	C Class EN13964
	GALVANIZED DURABILITY	B Class EN13964

SUSTAINABILITY

	RELEASE OF DANGEROUS SUBSTANCES*	None CAM 2.4.1.3 EN13964		FORMALDEHYDE*	E1 Class CAM 2.3.5.5
	DISASSEMBLY*	Steel Aluminium 100% recyclable CAM 2.4.1.1		MATERIAL DEMOLITION AND REMOVAL*	Non hazardous waste in compliance with CAM 2.5.1.
	RECYCLED PRODUCT CONTENT*	CAM 2.4.1.8 compliance		GREEN BUILDING	Requirements: LEED (BREEAM and ITACA for cross-section aspects)

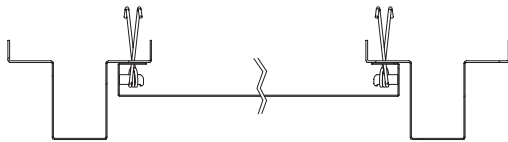
* Data declaration as required by the ISO 14021 standard

SYNCRO COFFERED SYSTEM

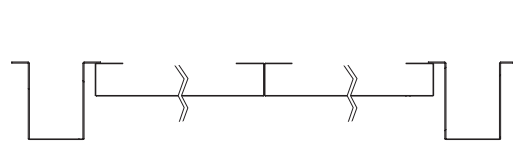


*verify **interaxes** and **hanger models** according to the load at m² the antiseismic report and particular conditions when required. The **fastening** must be checked with regard to the loads, the anchoring base features and the installation accuracy, in order not to compromise the stability of the metal ceiling system. Lightings, accessories and systems must not weigh on the metal ceiling system, but must be independently suspended.

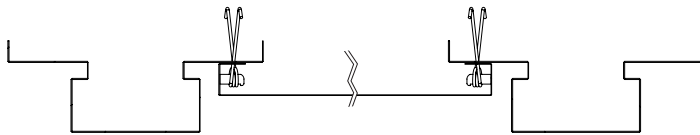
STANDARD PROFILES | FRONT SECTION



STANDARD PROFILES | SIDE SECTION



SHAPED PROFILES FOR LED INSERTION | FRONT SECTION

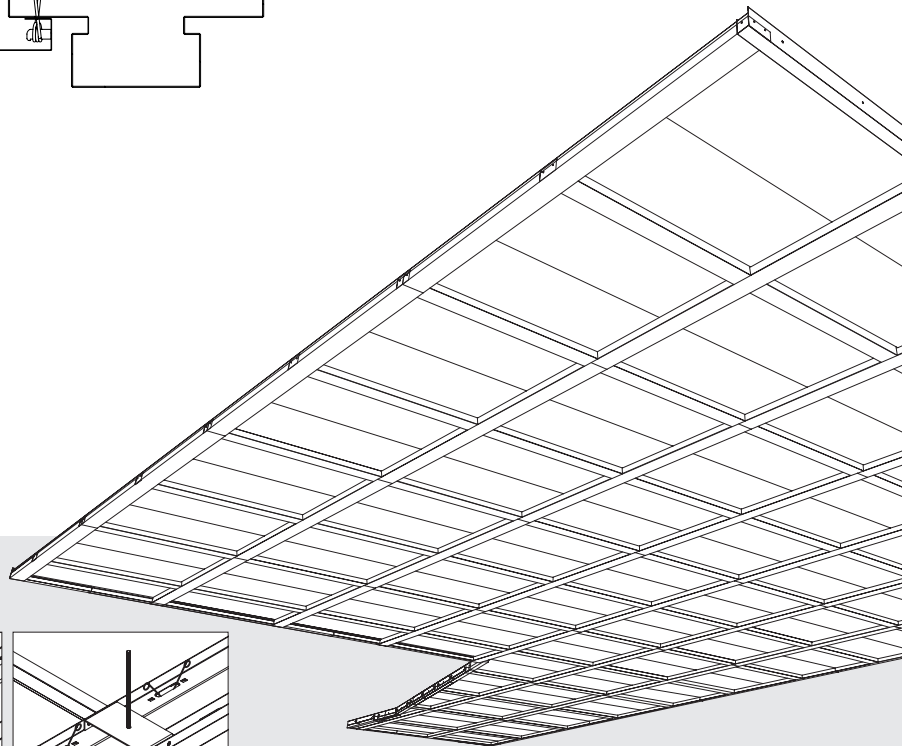
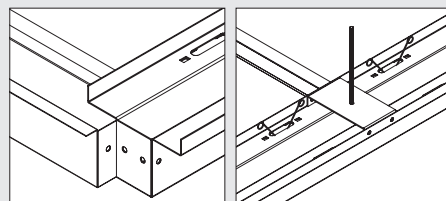


COMPONENTS

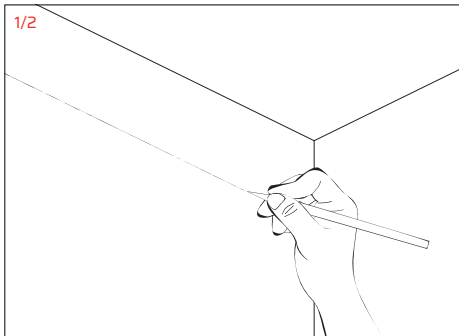
ID	DESCRIPTION
1	SYNCRO COFFERED PANELS
2	SYNCRO SPRINGS
3	MAIN SYNCRO PROFILES
4	SYNCRO SPACER PROFILES
5	HANGING BRACKET
6	Ø6 mm THREADED BAR

DETAILS

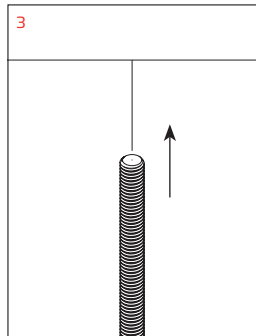
Cross fixing and hanger with threaded bar. Use **M6x16** screws and nuts.



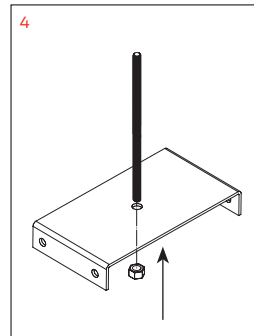
INSTALLATION STEPS



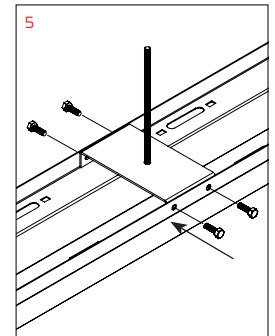
1/2 Draw the lines of the perimeter frame. Determine the height of the ceiling with a level and mark it with a string.



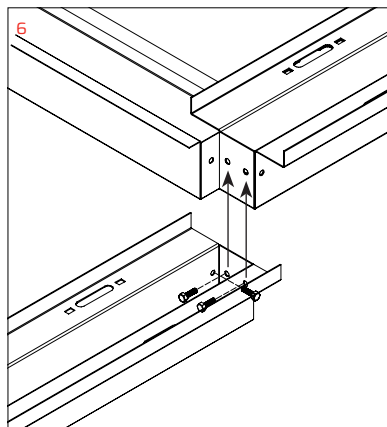
3 Hang threaded bars according to the project interaxe.



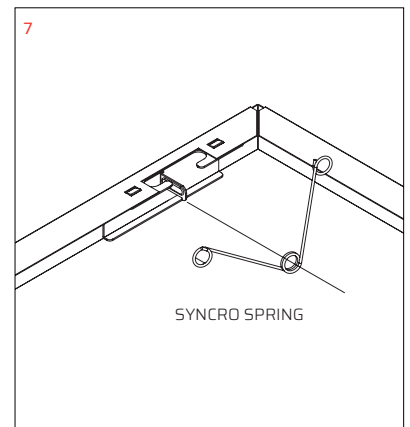
4 Fix the hanging brackets and secure them with the nut.



5 Fix the hanging brackets to the main profiles starting from the perimeter ones. Use 2 screws e 2 nuts M6x16 per side.

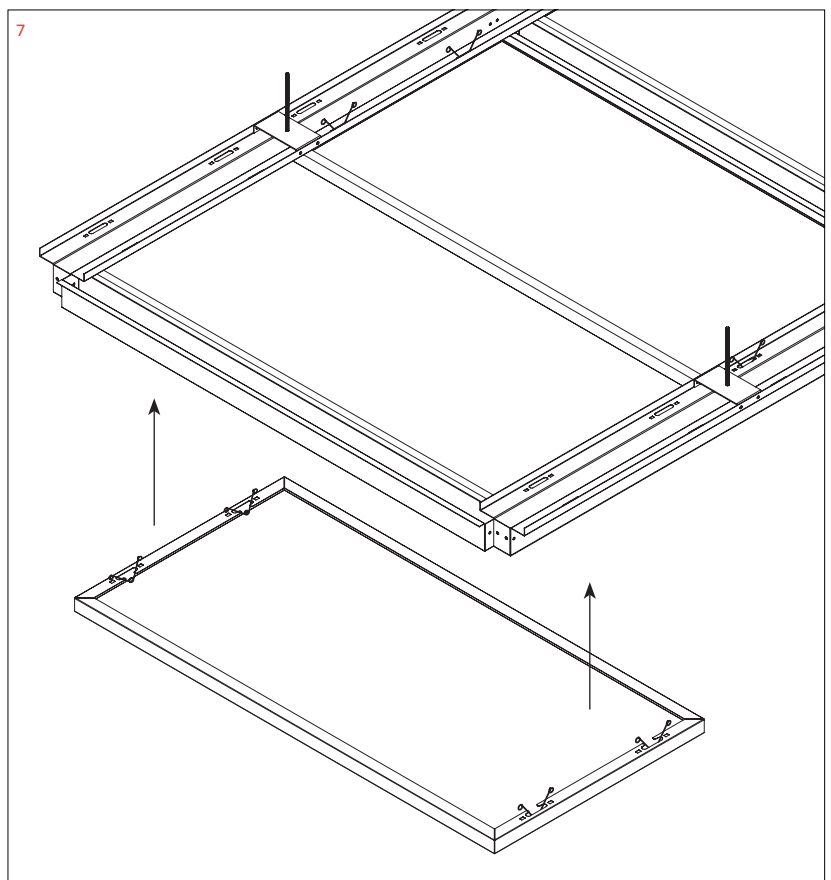


6 Fix the spacers to the main profiles using M6x16 screws and nuts.



7 Insert the Syncro springs into the internal brackets. Pay attention to install the springs properly. See box "Syncro spring installation".

8 Hook the panels to the profiles.

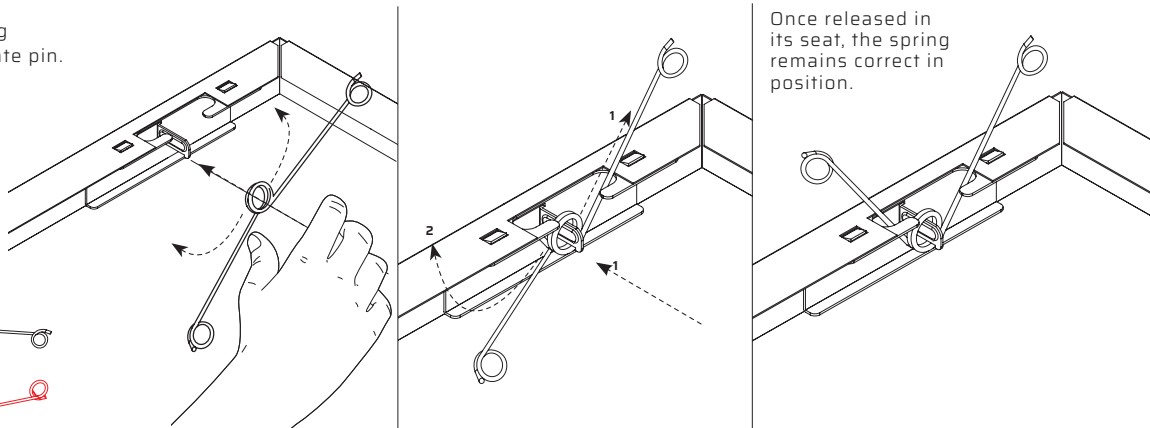
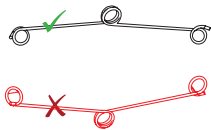


*verify **interaxes** and **hanger models** according to the load at m² the antiseismic report and particular conditions when required. The **fastening** must be checked with regard to the loads, the anchoring base features and the installation accuracy, in order not to compromise the stability of the metal ceiling system. Lightings, accessories and systems must not weigh on the metal ceiling system, but must be independently suspended.

SYNCRO SPRING INSTALLATION

Insert the spring
in the appropriate pin.

Pay attention
to the correct
orientation of
the spring.



Once released in
its seat, the spring
remains correct in
position.



CLEANING, MAINTENANCE AND REMOVAL INSTRUCTIONS

Cleaning and maintenance require some attention and care even though are easy to make and don't take much time. It is necessary to use warm water and neutral and non-abrasive detergents. Metal ceilings maintenance usually refers to: placement, alignment or replacement of damaged or broken modules (panels, staves, baffles, open cells) which can be also removed for restoration or maintenance of the system below.

In order to ensure an excellent results, the maintenance work must be carried out by specialised workers trained with technical data sheets about setting, removal and maintenance of the metal ceilings. Using inadequate tools can damage the bearing structure, causing adherence loss or even accidental modules fall. All the maintenance intervention must follow the technical data sheet instructions or specific information when provided and every diversity has to be promptly reported. Each worker charged with maintenance operation must carefully remove the modules, perform the intervention and do not alter the metal ceiling structure, the hanging system and the connection between these elements.

When the maintenance is over, modules must be installed again, checking that these are well hooked or positioned if they are lay-in/on a visible structure and that the flatness of the assembly is guaranteed. Any difference in level is caused by wrong installation and, for this reason, the system must be quickly controlled.

STORAGE MODE

Materials supplied by Atena S.p.A. shall be maintained in good condition from purchase to installation. Materials must be stored in a closed, clean and dry site, not under direct light. Atena S.p.A. protects its products with resistant packaging under normal handling. Please handle packages with care to avoid shocks and inappropriate handling that might damage what is provided. The manual handling must be carried out with caution and in compliance with safety regulations at work. For carriage of packaged products on pallets, provide a mechanical transport to avoid damages or risks resulting from inadequate transport.

SUSTANABILITY AND SAFETY

All Atena metal ceilings are made with products that do not release dangerous substances into the environment including formaldehyde. Coating and / or sublimation are free from Volatile Organic Compounds (VOC). The products will be recyclable and as a whole manufactured using recycling processes materials, the recycled material percentage is calculated for each type of product, in compliance with CAM requirements and declared according to the ISO 14021 standard. The metal ceiling systems contribute to getting credits for the certification of building design, construction and sustainable and efficient management according to the LEED protocol and to the BREEAM and ITACA cross-cutting aspects.

FASTENERS

Atena supplies the hangers and accessories such as screws, washers and nuts to connect the elements of its own supply only. Lightings, accessories and systems must not weigh on the metal ceiling system, but must be independently suspended. The fastening must be checked with regard to the loads, the anchoring base features and the installation accuracy, in order not to compromise the stability of the metal ceiling system.

NORMATIVE REQUIREMENTS

Atena S.p.A. has adopted a quality management system in compliance with the UNI EN ISO 9001 standard.

All Atena metal ceilings are produced for indoor applications, in compliance with Technical Standards for Construction NTC 2018 and relative circular requirements, the Minimum Environmental Criteria CAM (Ministerial Decree 11 October 2017), the specific technical standards applicable UNI EN 13964 and 14195. Each Atena S.p.A. product has its own DOP (CE Declaration of Performance) according to the European Law for construction products 305/2011.

The performance properties declared in D.o.P. Declarations of Performance provided by Atena S.p.A. are guarantees, if the metal ceiling is installed in the environment conditions for which it has been conceived and the recommended maintenance is executed.

Precisely, metal ceilings are non-structural construction elements therefore they must be properly sized in order to withstand with adequate safety against all actions that can stress the building, such as, but not limited to, earthquakes, winds, thermal expansion, humidity, etc., in relation to the installation site, the building use and the project technical features. Check with Atena technical department the specific environmental conditions to which the product will be subjected, in order to choose the most suitable materials for the installation site.

In the case of outdoor installation, the metal ceilings are not covered by an harmonized technical standard, therefore they are not subject to the regulation 305/2011. They are in any case subjected to the NTC 2018 and to the safety checks of civil constructions, and must be properly sized according to the installation site environmental conditions, to the structural features and to the project specifications.

Independently by information, suggestions, advices and technical opinions exchanged between the parts, during pre-agreement negotiations Atena S.p.A. will manufacture the products only according to the orders received and the technical drawings/projects attached, having no responsibility on what is not indicated in the order, in the technical drawings or in the project.

All rights are reserved and subject to industrial protection. Changes to the illustrated products, even if partial, can be carried out only if explicitly authorized by the company Atena S.p.A. All data provided and illustrated are indicative and Atena S.p.A. reserves the right to make changes at any time according the business needs and the production processes.

The information contained in this following sheet must to be considered updated at the date of writing. Changes in product performance occurred after that date may affect the accuracy of the data sheet: it is compulsory for users to make sure to have the latest version of this sheet.

WARRANTY

Atena S.p.A. as a manufacturer, covers the manufacturing defects of its products; Except as provided in the specific warranty extensions, the warranty period is one year from delivery of goods. Any complaints must be communicated in accordance with the sales terms and conditions.

The Atena metal celings system components have been conceived for this purpose only, any other use is considered improper.